



NOVEMBER 27, 2025

Revenue Metering Standing Committee



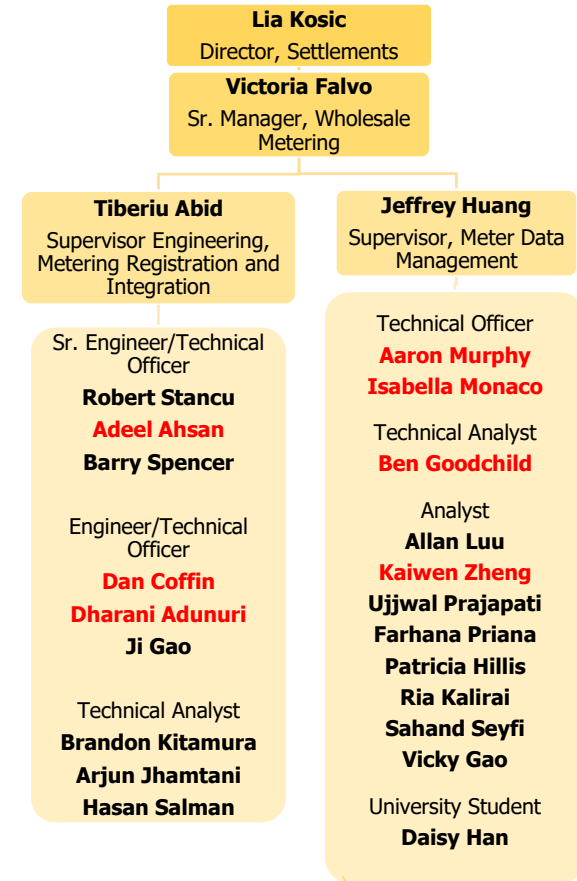
Welcome Remarks

Victoria Falvo | Sr. Manager, Wholesale Metering

IESO Org and Staff Updates

Changes:

- **Adeel Ahsan** – MDMS Replacement Project
- **Dan Coffin** – MDMS Replacement Project
- **Dharani Adunuri** – MDMS Replacement Project
- **Aaron Murphy** – MDMS Replacement Project
- **Kaiwen Zheng** – MDMS Replacement Project
- **Isabella Monaco** – Technical Officer (Rotation) MDM
- **Ben Goodchild** – Technical Analyst (Rotation) MDM





Administrative Items

Tiberiu Abid | Supervisor Engineering, Metering Registration and Integration

Administrative Items List

- Review current meeting agenda
- Review and approval of last meeting minutes
- Action Items



IESO Metering Status and MSP Performance Updates



IESO Metering Updates

Jeffrey Huang | Supervisor, Meter Data Management

Metering Installations by the Numbers – Part 1

Total of 2586 metering installations (2260 physical + 326 virtual) registered in IESO Administered Market (IAM)

Physical Metering Installations

- 2260 physical metering installations
- 1927 registered under the Declaration of Compliance (DOC)
- 333 registered under the Alternative Metering Installation Standard (AMIS)

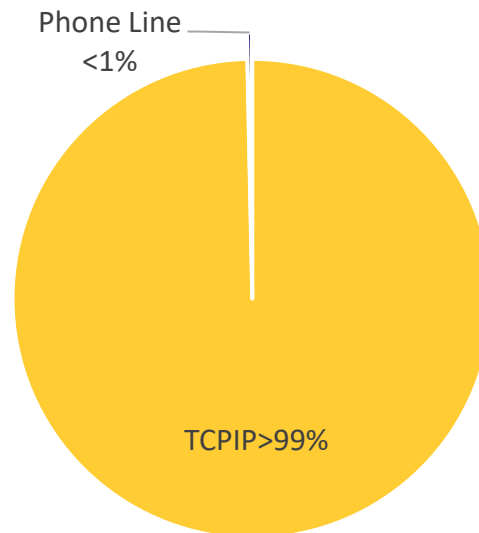
Metering Installations by the Numbers – Part 2

Virtual Metering Installations

- 326 virtual metering installations
- 116 represent station service (unmetered or allocated between MMPs)
- 210 represent embedded generation for the purpose of transmission tariff (Form 1563)

Metering Communications

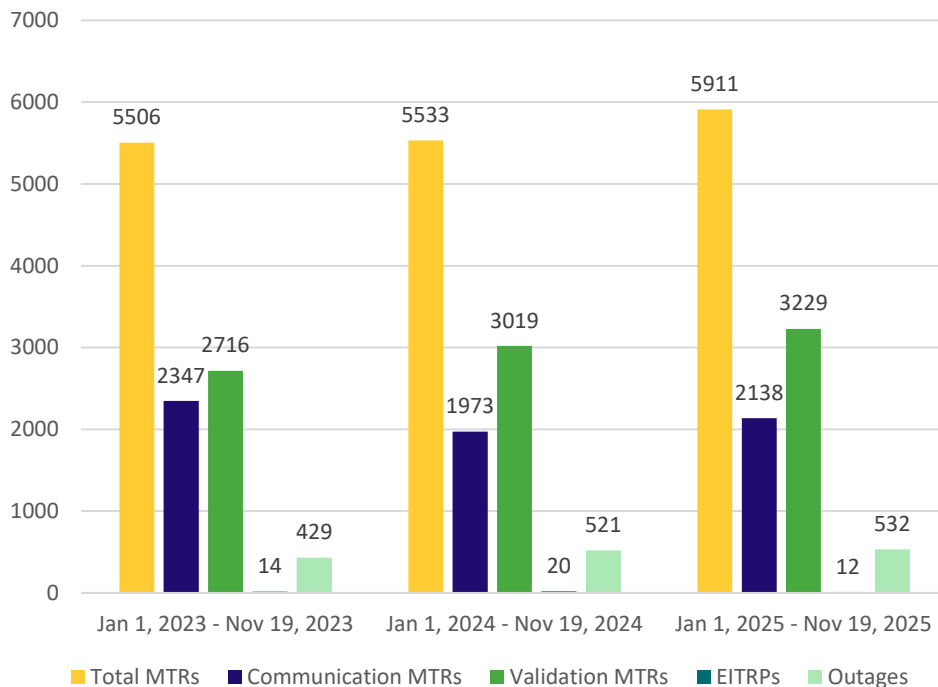
- 4546 Meters interrogated daily
- 4525 via TCPIP (>99%, ■)
- 21 via telephone lines (<1%, ■)



Meter Trouble Reports (MTRs) Overview

From Jan 1, 2025 – Nov 19, 2025

- 5911 MTRs issued
 - 2138 Communication MTRs
 - 3229 Validation MTRs
 - 12 EITRP MTRs
 - 532 Outage MTRs opened





MSP Performance Metrics and Registration Updates

Ben Goodchild | Technical Analyst, Meter Data Management

Introduction to MSP Performance Reports - Part 1

- **Market Manual 3: Metering, Part 0.3.9: Conformance Monitoring**
- MSP performance reports released monthly for two months preceding
- MSPs can access via: Online IESO>Reports>MSP Performance Reports
- Positive MSP performance over the last 12 months (Oct 2024 – Sep 2025)

Introduction to MSP Performance Reports - Part 2

Four main themes:

1. Communications and Validations
2. MTRs
3. Registration
4. Errors/Conformance

Overall MSP Performance Summary – Theme 1

Over the last 12 months (Oct 2024 – Sep 2025):

- 94% Successful Daily Meter Communication on First Attempt (Measure 1)
- 97% Successful Daily Meter Communication (Measure 2)
- Approximately 94% of the Meter Installations do not experience communication MTRs monthly (Measure 3)
- Approximately 96% of Meter Installations do not experience validation MTRs monthly (Measure 4)

Overall MSP Performance Summary – Theme 2

Over the last 12 months (Oct 2024 – Sep 2025):

- MTR responses have shown positive results relating to:
 - MTRs Resolved Within 2 Business Days of Issuance (Measure 5)
 - Number of Unresolved MTRs by Preliminary Settlement Statement (Measure 6)
 - Number of Unresolved MTRs by Final Settlement Statement (Measure 7)

MSP Performance Monthly Breakdown (Oct 2024 – Sep 2025)

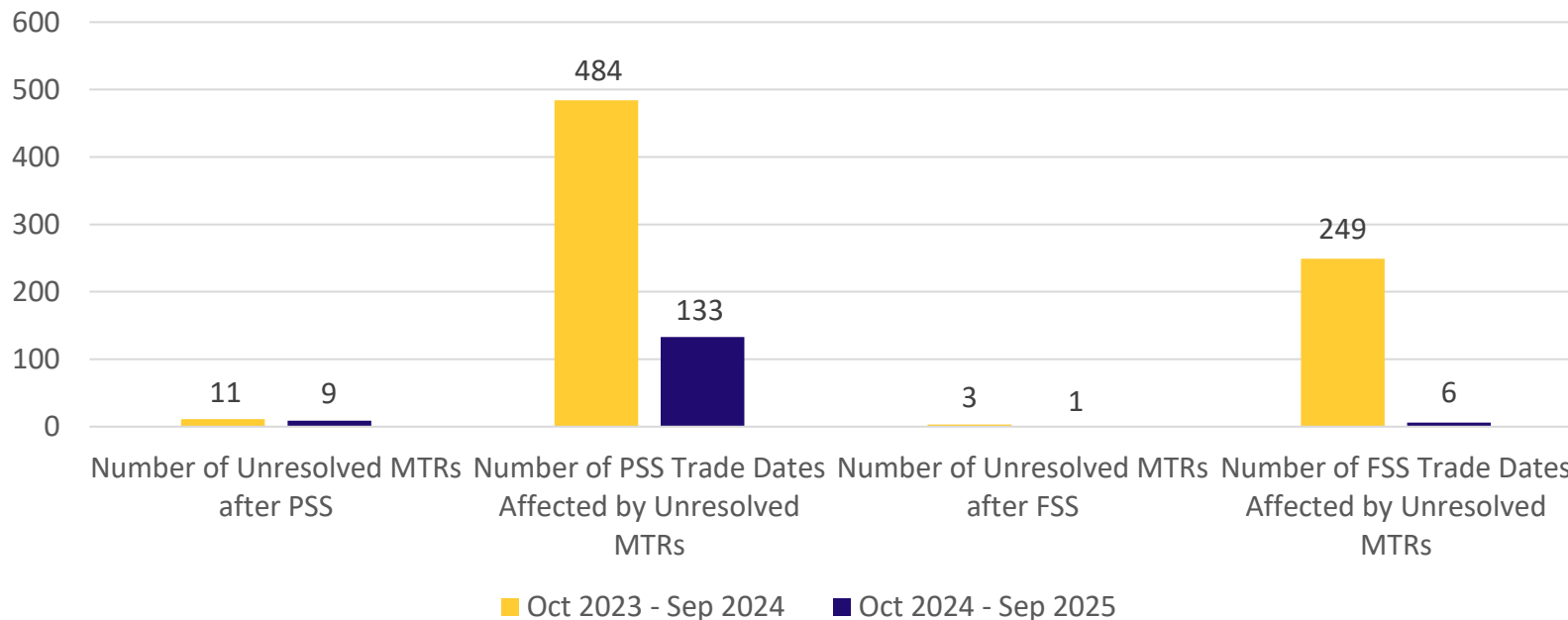
Measure	Target	Oct 2024	Nov 2024	Dec 2024	Jan 2025	Feb 2025	Mar 2025	Apr 2025	May 2025	Jun 2025	Jul 2025	Aug 2025	Sep 2025
1. Successful Daily Meter Communication on First Attempt	90%	94.3	93.0	94.4	94.6	94.0	93.8	94.7	93.7	93.6	95.1	94.0	93.9
2. Successful Daily Meter Communication	95%	97.0	96.5	97.8	98.2	97.6	96.8	97.4	96.7	96.9	97.6	97.1	97.1
3. Communication Meter Trouble Reports Issued													
- # of communication MTRs issued	0	237	197	171	136	154	149	157	216	214	187	212	243
- % of meter installations without communication MTRs issued	100%	92.3	93.6	94.4	95.3	94.7	95.0	94.8	92.9	93.3	94.4	93.4	92.5

MSP Performance Monthly Breakdown (Oct 2024 – Sep 2025)

Measure	Target	Oct 2024	Nov 2024	Dec 2024	Jan 2025	Feb 2025	Mar 2025	Apr 2025	May 2025	Jun 2025	Jul 2025	Aug 2025	Sep 2025
4. Validation Meter Trouble Reports Issued													
- # of validation MTRs issued	0	137	97	105	105	97	127	117	139	125	111	118	141
- % of meter installations without validation MTRs issued	100%	95.4	96.5	96.4	96.4	96.7	95.7	96.0	95.3	95.7	96.2	96.0	95.2
5. Meter Trouble Reports Resolved Within 2 Business Days of Issuance	95%	97.3	98.0	97.5	97.6	98.1	98.6	97.8	98.7	96.8	96.4	98.0	96.9

PSS/FSS Performance Overview

All MSPs 12-Month Performance
(Oct 2023 - Sep 2024 vs. Oct 2024 - Sep 2025)



Overall MSP Performance Summary – Theme 3

Over the last 12 months (Oct 2024 – Sep 2025):

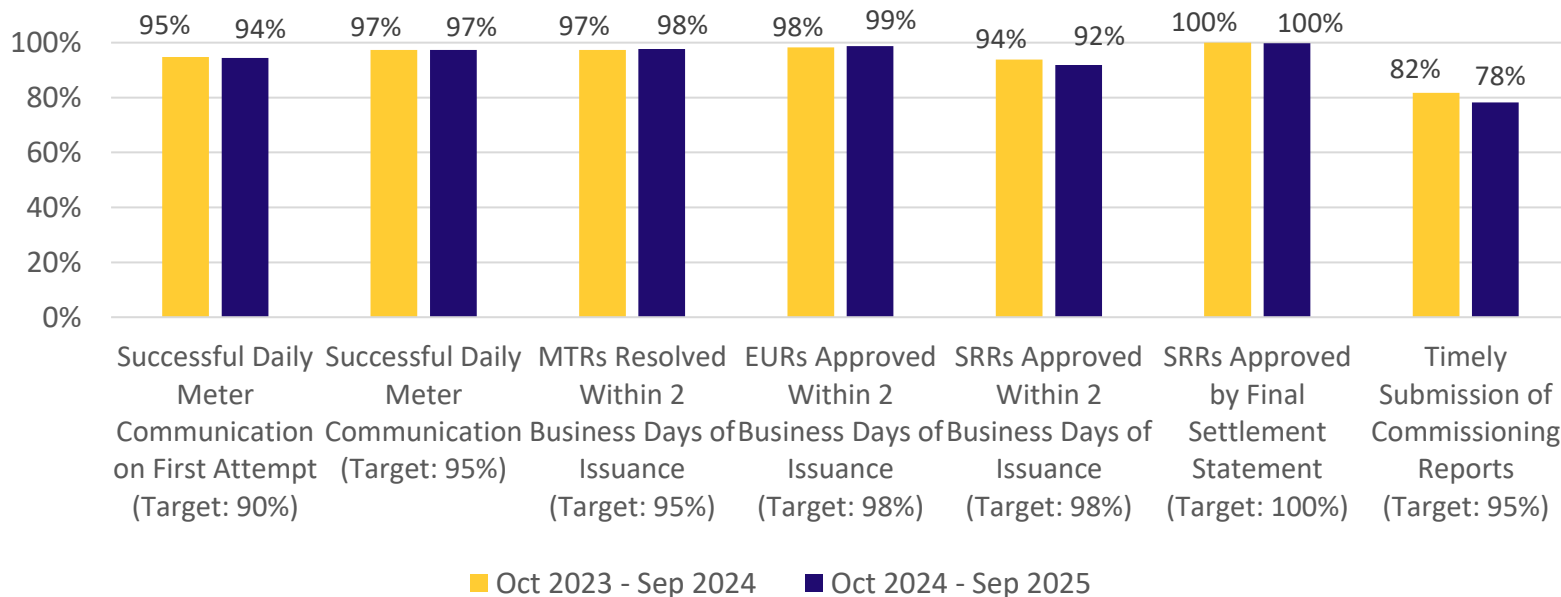
- Registration activity has shown positive results relating to:
 - EURs Approved Within 2 Business Days of Issuance (Measure 8)
 - SRRs Approved By Final Settlement Statement (Measure 10)
- Registration activity has shown lower performance relating to:
 - Timely Submission of Commissioning Reports (Measure 11)

MSP Performance Monthly Breakdown (Oct 2024 – Sep 2025)

Measure	Target	Oct 2024	Nov 2024	Dec 2024	Jan 2025	Feb 2025	Mar 2025	Apr 2025	May 2025	Jun 2025	Jul 2025	Aug 2025	Sep 2025
8. Engineering Unit Reports Approved Within 2 Business Days of Issuance	98%	100.0	98.9	100.0	95.3	100.0	85.0	100.0	100.0	98.9	98.9	100.0	94.6
9. Site Registration Reports Approved Within 2 Business Days of Issuance	98%	100.0	85.7	100.0	92.5	100.0	63.2	86.8	90.3	100.0	100.0	88.9	87.9
10. Site Registration Reports Approved by Final Settlement Statement	100%	100.0	98.4	100.0	100.0	100.0	100.0	100.0	100.0	100.0	100.0	100.0	100.0
11. Timely Submission of Commissioning Reports	95%	80.0	74.3	72.7	90.5	93.3	76.9	63.3	59.1	73.3	95.7	77.5	96.2

MSP Performance Breakdown

All MSPs 12 Month Performance
(Oct 2023 - Sep 2024 vs. Oct 2024 - Sep 2025)



Overall MSP Performance Summary – Theme 4

Over the last 12 months (Oct 2024 – Sep 2025):

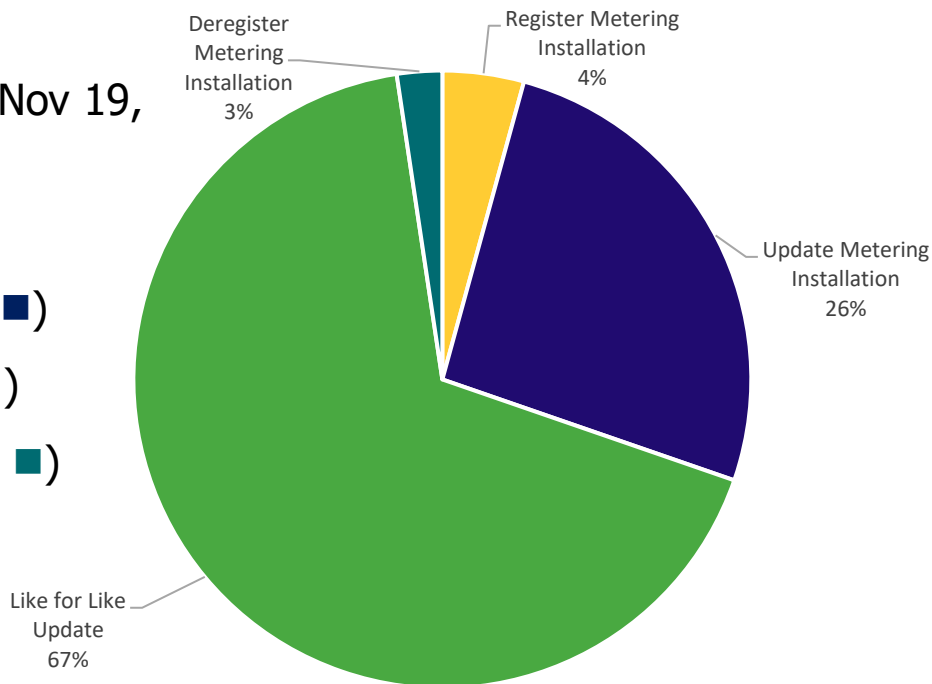
- Measure 12, “Metering Registry Errors” have been 0 and over the last couple of years
- Measure 13, “Non-conformance incidents” resulting from R&P audits will continue to be reported (seeing positive impact from R&P audits conducted to date)

MSP Performance Monthly Breakdown (Oct 2024 – Sep 2025)

Measure	Target	Oct 2024	Nov 2024	Dec 2024	Jan 2025	Feb 2025	Mar 2025	Apr 2025	May 2025	Jun 2025	Jul 2025	Aug 2025	Sep 2025
12. # of Metering Registry Errors	0	0	0	0	0	0	0	0	0	0	0	0	0
13. # of Non-Conformance Incidents	0	0	0	0	0	0	0	0	0	0	0	0	0

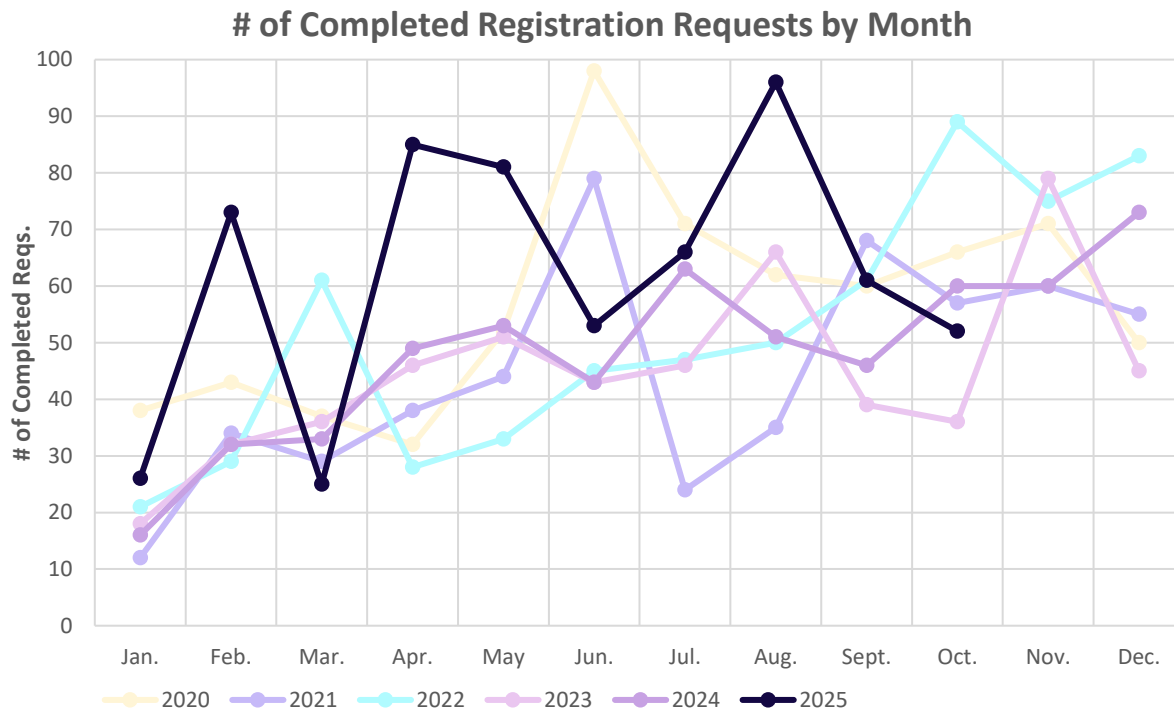
Meter Registration Hotline Activities – Part 1

- 845 total completed (January 1, 2025 – Nov 19, 2025)
- 569 Like for Like Update (67%, ■)
- 220 Update Metering Installation (26%, ■)
- 36 Register Metering Installation (4%, ■)
- 20 Deregister Metering Installation (3%, ■)



Meter Registration Hotline Activities – Part 2

- Note: Graph does not include update metering installation requests
- **IESO MTR Hotline:**
905-855-6441
- **IESO Meter Registration Hotline:**
905-855-6490



Roundtable Discussion



**Virtual
Round
Tables**

Thank You

ieso.ca

1.888.448.7777

customer.relations@ieso.ca

engagement@ieso.ca



[@IESO_Tweets](https://twitter.com/IESO_Tweets)



facebook.com/OntarioIESO



linkedin.com/company/IESO