
Connectivity Testing: Dispatch Service (DS) User Interface (UI)

February 5, 2024



Table of Contents

Preface	2
TC01 - Access Dispatch Service through IESO's Gateway	3
TC02 - Access Dispatch Service through Application URL	8
Additional Resources	13

Preface

This document outlines the test cases to be executed as part of the connectivity testing phase for the applications impacted by the Market Renewal Program (MRP). In this phase of testing, the primary objective is to assess and validate the connectivity components of the systems. Comprehensive functional testing phases will be scheduled for a future date and is not in scope of this test.

Please ensure any anomalies, disruptions, or irregularities discovered while performing the connectivity testing are documented in the qTest or Issue Log Template. This will contribute significantly to the overall improvement of the IESO tools.

Precondition:

- 1. Access to <https://gateway-sbx.ieso.ca/>**
- 2. Access to the IESO's Dispatch Service sandbox environment.**

Notes

- 1. Some of the images in this document reflect the current Dispatch Service application, and will be updated when the MRP application becomes available during Connectivity Testing.**

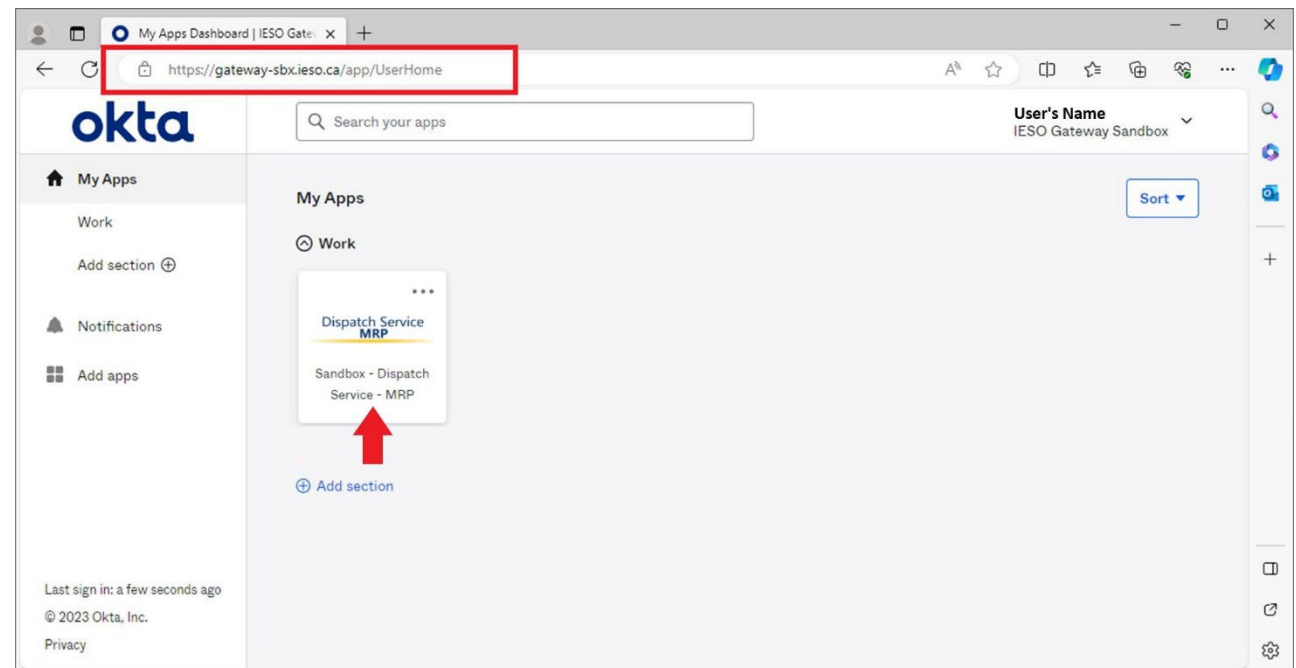
TC01 - Access Dispatch Service through IESO's Gateway

Step User Instruction

Expected Result

1. Navigate to the **IESO's Gateway (Sandbox)** webpage using the Microsoft Edge browser:
<https://gateway-sbx.ieso.ca/>
and find the **Dispatch Service – MRP** tile under **My Apps**.

The **Dispatch Service – MRP** tile should be available on the webpage.

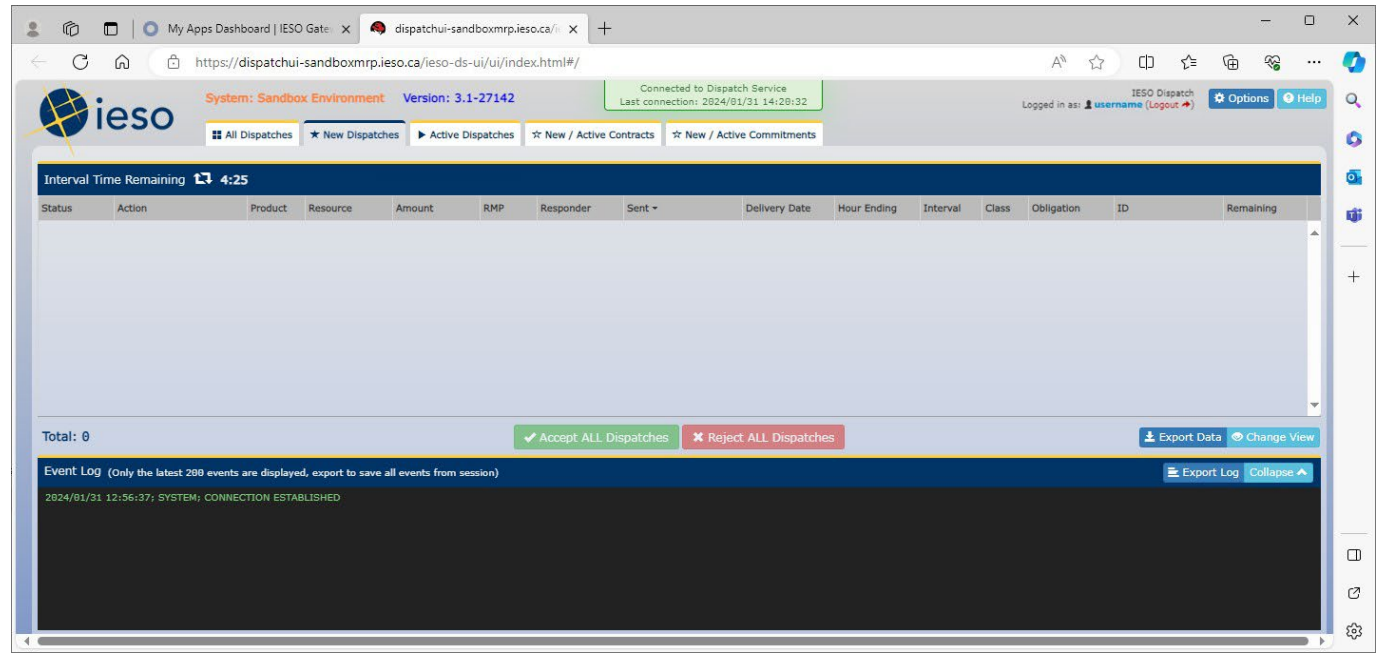



Step User Instruction

Expected Result

2 Click on the Dispatch Service – MRP tile.

A new window or tab should open with **Dispatch Service user interface**.



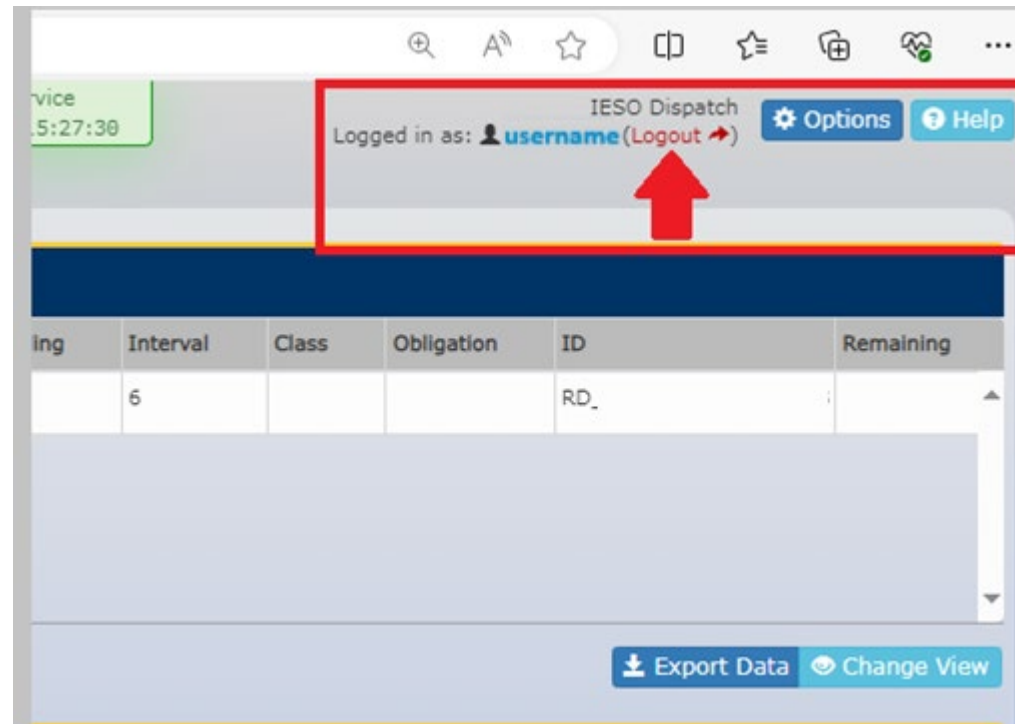
Step	User Instruction	Expected Result
3	<p>Navigate through the following pages in Dispatch Service using the tabs at the top of the web application:</p> <ul style="list-style-type: none"> - All Dispatches - New Dispatches - Active Dispatches - New / Active Contracts - New / Active Commitments 	<p>Able to navigate through and load all pages.</p> <p>Please note, pages may not have any dispatch content at this time.</p>  <p>The screenshot shows the top navigation bar of the IESO Dispatch Service. On the left is the IESO logo. To its right, the text reads 'System: Sandbox Environment' and 'Version: 3.1-27142'. Further right, a green status box indicates 'Connected to Dispatch Service' with a 'Last connection: 2023/12/27 15:25:06'. Below this information is a horizontal row of five navigation tabs: 'All Dispatches', 'New Dispatches', 'Active Dispatches', 'New / Active Contracts', and 'New / Active Commitments'. The 'New Dispatches' tab is currently selected and highlighted with a blue underline.</p>

Step User Instruction

Expected Result

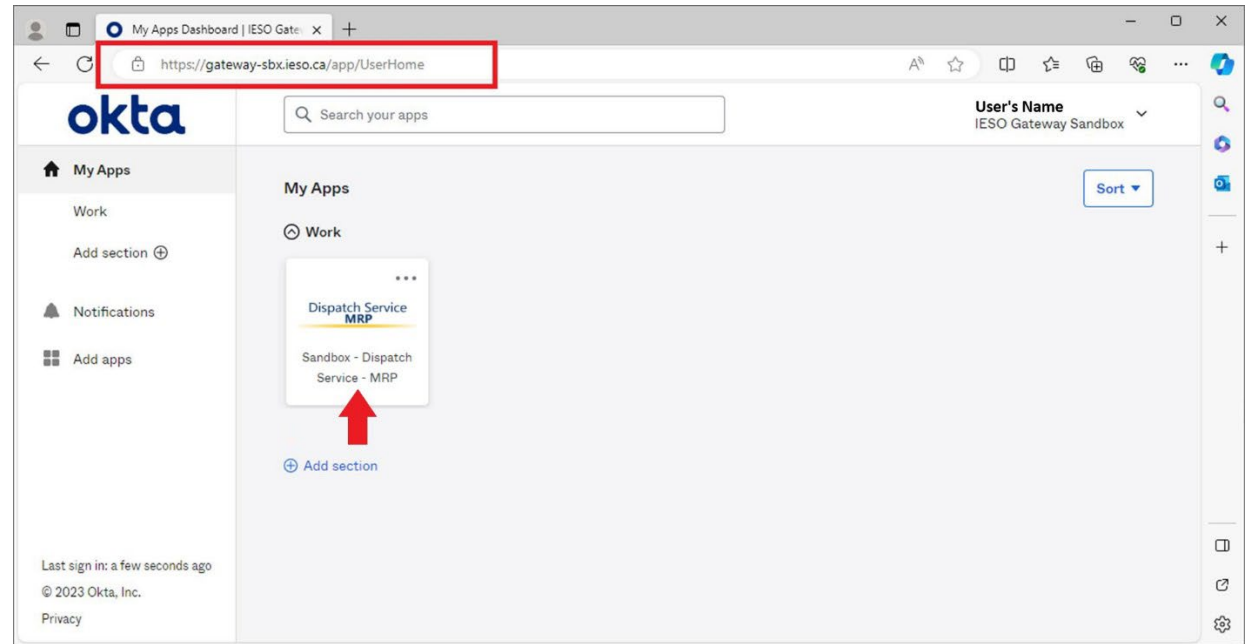
- 4 Log out of **Dispatch Service** by clicking **Logout** beside the username located on the top right corner of the screen.

After clicking **Logout** as shown below, the page will be redirected to the **Gateway** landing page:

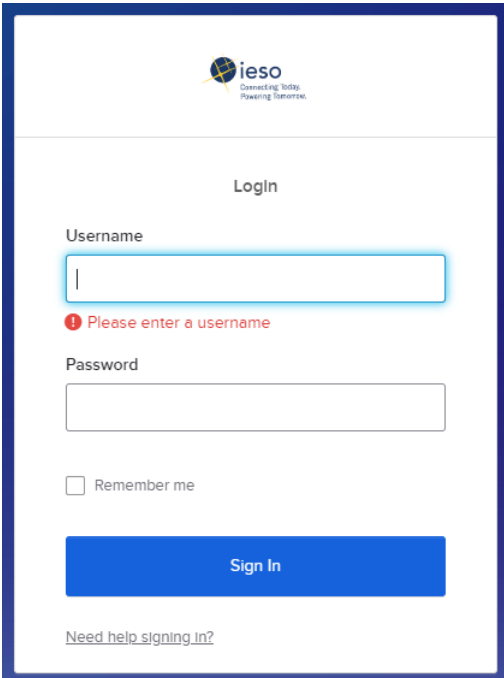


Step User Instruction

Expected Result



TC02 - Access Dispatch Service through Application URL

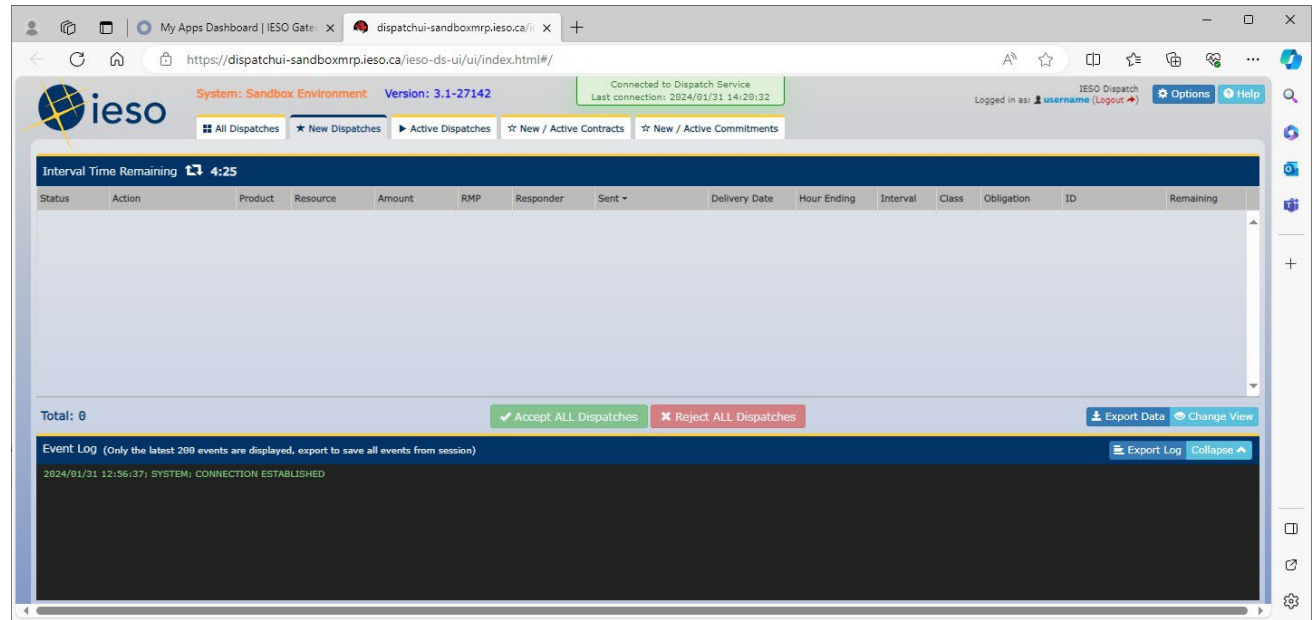
Step	User Instruction	Expected Result
1	<p>Navigate to the Dispatch Service for MRP Sandbox URL using Microsoft Edge browser: https://dispatchui-sandboxmrp.ieso.ca/.</p> <p>Log in using the same credentials used to authenticate https://gateway-sbx.ieso.ca/.</p>	<p>An authentication page should load where the user can enter their login credentials.</p> 

Step User Instruction

Expected Result

2 Following a successful login, ensure the webpage is directed to **Dispatch Service** web application.

Following the login, the Dispatch Service user interface should be loaded.

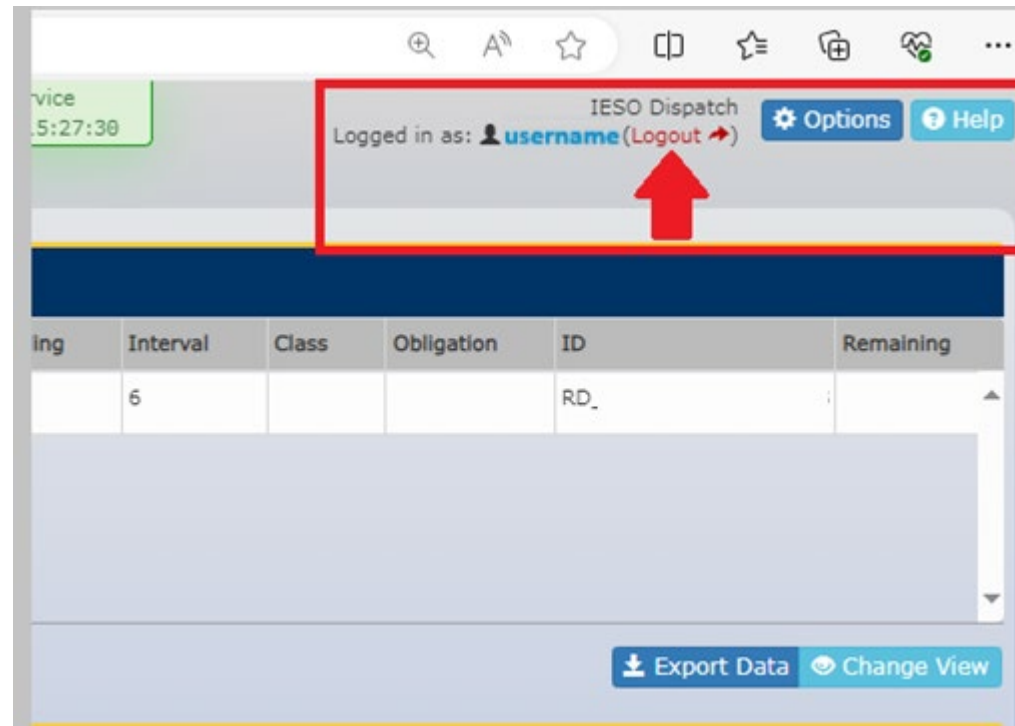


Step	User Instruction	Expected Result
3	<p data-bbox="262 300 693 462">Navigate through the following pages in Dispatch Service using the tabs at the top of the web application:</p> <ul data-bbox="315 479 630 836" style="list-style-type: none"> - All Dispatches - New Dispatches - Active Dispatches - New / Active Contracts - New / Active Commitments 	<p data-bbox="693 300 2053 341">Able to navigate through and load all pages.</p> <p data-bbox="693 357 2053 397">Please note, pages may not have any dispatch content at this time.</p>



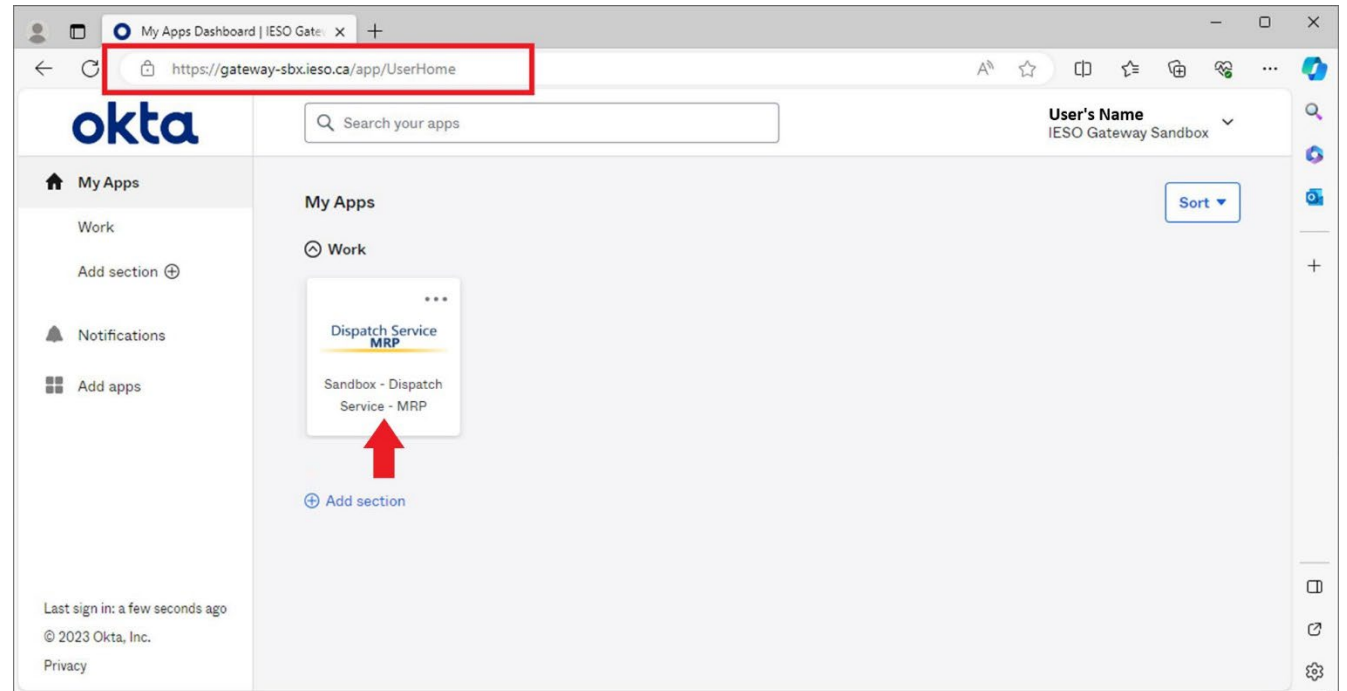
- 4 Log out of **Dispatch Service** by clicking **Logout** beside the username located on the top right corner of the screen.

After clicking **Logout** as shown below, the page will be redirected to the **Gateway** landing page:



Step User Instruction

Expected Result





Additional Resources

- [Guide for all Contact Roles](#)
- Training material on the *Dispatch Service System* are available here:
 - [Dispatch Notification Service Web Service Design Specifications](#)
 - [Dispatch Service Web Service Design Specifications](#)
 - [Web Based Dispatch Service, Market Participant's Guide](#)

**Independent Electricity
System Operator**

1600-120 Adelaide Street West
Toronto, Ontario M5H 1T1

Phone: 905.403.6900

Toll-free: 1.888.448.7777

E-mail: customer.relations@ieso.ca

ieso.ca

 [@IESO_Tweets](https://twitter.com/IESO_Tweets)

 linkedin.com/company/IESO